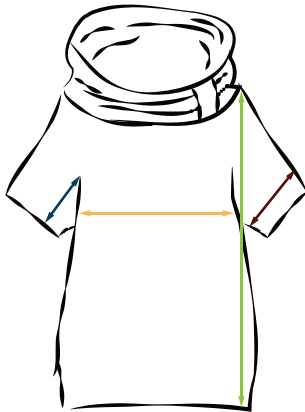


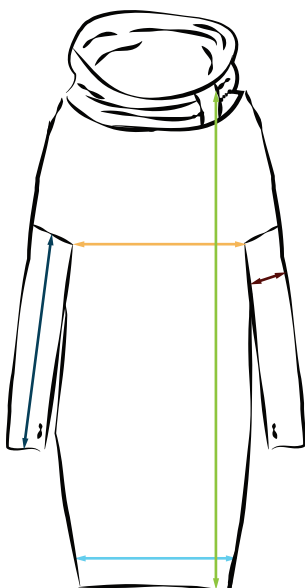
CLASSIC^R SWEATSHIRT

SIZE	S/M	L/XL (ONE SIZE)
B - CHEST CIRCUIT	116cm	130cm
C - SLEEVE LENGTH (FROM ARMHOLE)	55cm	55cm
D - BICEPS CIRCUIT	28cm	30cm
G - FRONT LENGTH	63cm	65cm

CLASSIC^B SWEATSHIRT

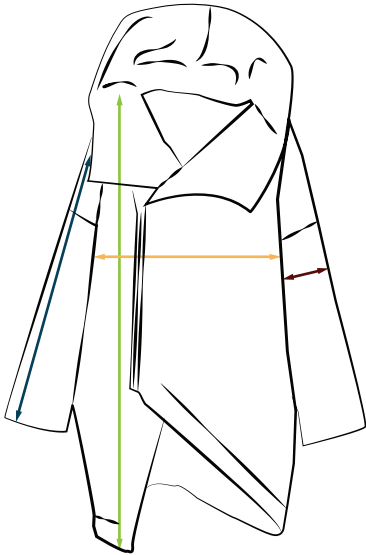


SIZE	S/M	L/XL (ONE SIZE)
B - CHEST CIRCUIT	116cm	130cm
D - BICEPS CIRCUIT	32cm	34cm
G - FRONT LENGTH	63cm	65cm



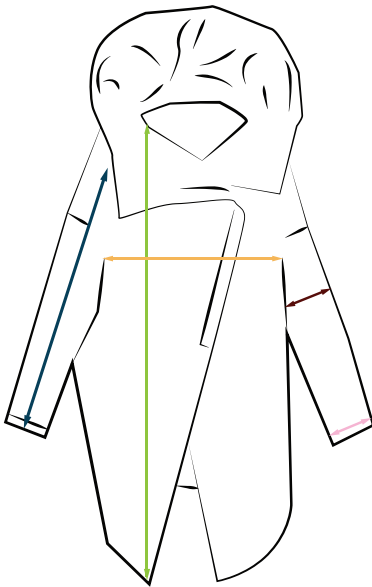
CLASSIC^R DRESS

SIZE	S/M	L/XL (ONE SIZE)
B - CHEST CIRCUIT	128cm	140cm
C - SLEEVE LENGTH (FROM ARMHOLE)	57cm	57cm
D - BICEPS CIRCUIT	29cm	30cm
E - BOTTOM CIRCUIT	88cm	100cm
G - FRONT LENGTH	89cm	92cm



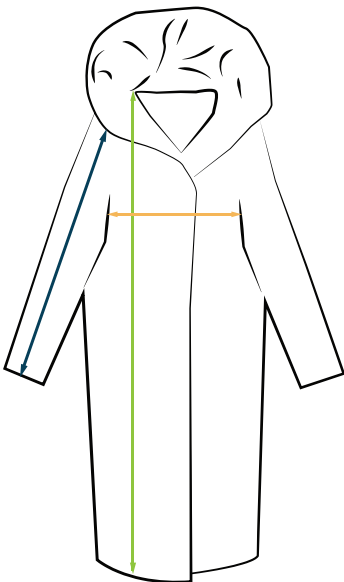
ASYMMETRY HOOD COAT

SIZE	S/M	L/XL (ONE SIZE)
G - FRONT LENGTH	83cm	85cm
B - CHEST CIRCUIT	128cm	140cm
C - SLEEVE LENGTH	55cm	55cm
D - BICEPS CIRCUIT	33cm	36cm



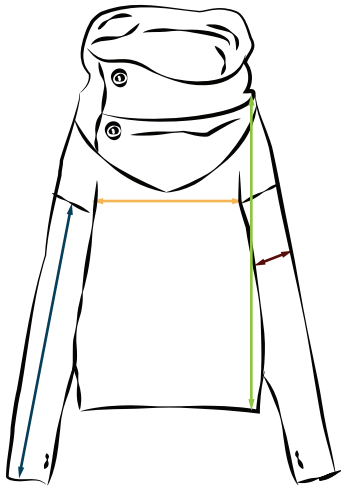
COVERT COAT

SIZE	S/M	L/XL (ONE SIZE)
G - FRONT LENGTH	94cm	94cm
B - CHEST CIRCUIT	150cm	150cm
C - SLEEVE LENGTH	53cm	55cm
D - BICEPS CIRCUIT	34cm	38cm
F - BOTTOM SLEEVE CIRCUIT	22cm	26cm



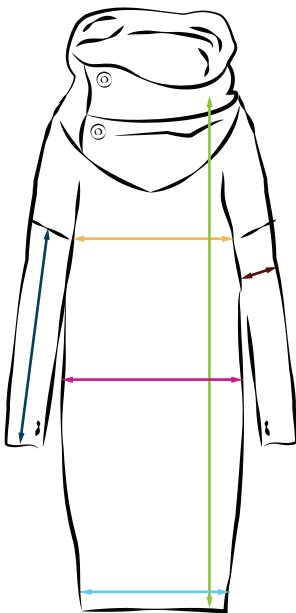
SHAWL COAT

SIZE	(ONE SIZE)	
G - FRONT LENGTH	100cm	
B - CHEST CIRCUIT	130cm	
C - SLEEVE LENGTH	52cm	



SMOCK SWEATSHIRT

SIZE	S/M	L/XL (ONE SIZE)
B - CHEST CIRCUIT	120cm	130cm
C - SLEEVE LENGTH <small>(FROM ARMPIT)</small>	55cm	55cm
D - BICEPS CIRCUIT	28cm	30cm
G - FRONT LENGTH	63cm	65cm



SMOCK DRESS

SIZE	S/M	L/XL (ONE SIZE)
B - CHEST CIRCUIT	120cm	130cm
C - SLEEVE LENGTH <small>(FROM ARMPIT)</small>	57cm	57cm
D - BICEPS CIRCUIT	28cm	30cm
E - BOTTOM CIRCUIT	96cm	100cm
G - FRONT LENGTH	110cm	110cm
I - WAIST CIRCUIT	102cm	112cm